

Futaba

Super Response **SR**

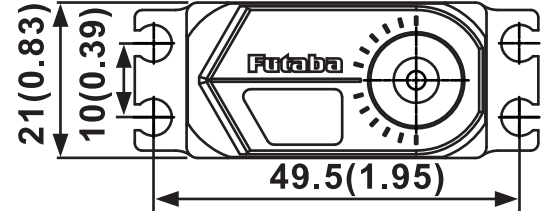
High Performance Servo

HPS-CD700



BRUSHLESS MOTOR

		at 6.0V	at 7.4V
SPEED	(sec/60°)	0.055	0.045
TORQUE	(kgf · cm)	14.0	17.0
	(ozf · in)	194.4	236.1

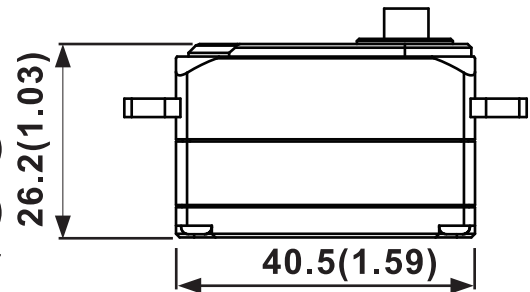


SIZE 40.5×21.0×26.2mm
(1.59×0.83×1.03 in)

WEIGHT 53 g (1.87 oz)

RATED VOLTAGE DC6.0V~7.4V

OPERATING VOLTAGE DC4.8V~8.4V



⚠ CAUTION

- No dry battery use
- Only for RC cars smaller than 1/5 scale

Unit : mm(in)

⚠ WARNING

❗ Turn on the power in transmitter → receiver order. In addition, always check the operation of all the servos before use.

⊘ Do not insert or remove the servo connector while the receiver power is ON.

- Since the S.BUS2 servo switches the operation mode automatically according to the type of signal (S.BUS signal/PWM signal) from the receiver, if the connector is inserted or removed while the power is ON, an S.BUS connected servo will be incorrectly recognized and may stop.

⊘ Do not leave the servo in the locked state.

- Leaving the servo in the locked state (state in which enough force is applied that the servo cannot move) may cause smoke, fire, and damage.

⊘ Never connect the battery in reverse.

- Reverse connection may cause smoke, fire, and damage.

⊘ Do not expose the servo to dust and water.

- The servo does not have a waterproof construction. If it gets wet, the servo may not operate or the power supply may short circuit.

❗ When installing the servo, check PUSHROD LINK-AGE to make sure there is no binding in order to prevent excessive power consumption and decrease the life of the motor and battery.

⚠ CAUTION

⊘ Do not touch the servo case immediately after servo operation.

- You may be burned because the motor and circuits inside the servo become hot.

⊘ Do not turn the servo horn with unreasonable force.

- The servo may be damaged.

⊘ Do not disassemble or modify the servo.

- The servo has a precision construction. Futaba Corp. will not be responsible for any disassembly or modification other than those specified by us.

⊘ Do not drop the servo or expose it to strong shocks or vibrations.

- It will damage with a shock.

❗ Use the servo as an actuator in hobby applications.

- Futaba will not be responsible if the servo is used in applications other than the above.

Futaba will not be responsible for damage, etc. caused by the use of parts other than Genuine Futaba parts.

•Power supply

Use the battery as specified. Use a battery or a voltage regulator with an ample margin as the power supply. The specified performance cannot be displayed with a dry cell battery.

Even if using a receiver setting with the BATTERY FAIL SAFE function, it may not operate correctly. Therefore, decide the safe number of uses by paying careful attention to the remaining battery capacity.

•System use

For full performance, 2.4GHz system is recommended.

Use this servo with car receiver only. This servo cannot be used with air receiver.

•Programming function(P.G.)

This servo has Programming function.

When S.BUS servo's setup compatible transmitter or CIU2/3(USB adapter) are being used, the setup of the servo can be changed. It's possible to have optimized settings for each car, the course condition and driver's taste.

When you use a transmitter with an S.BUS setting function. By connecting a servo to the S.BUS setting connector of the transmitter, a program setup of a servo can be performed on the screen of a transmitter. This servo can be connected to a PC by using the CIU-2/3 USB Adapter sold separately and its various operating characteristics can be changed as a programmable servo by means of dedicated software "S-Link". S-Link is downloadable from a Futaba WEB site. Depending on a setup, a servo carries out vibration. If a servo continues carrying out vibration, it will break, please restore a setup.

•SR mode

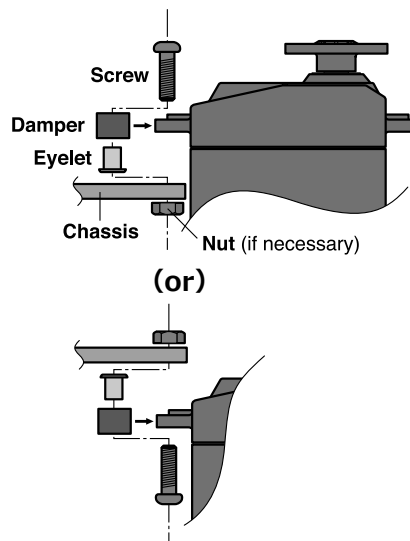
Super Response (SR) system increases processing speed to further improve response. To change the servo setting for using SR Mode, SR compliant Transmitter and Receiver is required. Refer to the distributor web site for information on SR compatible devices. Please update the software of SR compatible Transmitter and Receiver to the latest version. The latest software is available on our distributor's website.

•Servo Horn

Please use an optional aluminum arm, when you use high torque. Attached resin arms will be damaged because of the intensity shortage. Also, please use the attached LOCK-SCREW. Ordinary screw will become loose and come off of the servo from the vibration.

[Servo Mounting Precautions]

- Use attached dampers and eyelets correctly.



FUTABA CORPORATION

Hobby Radio Control Business Center Sales & Marketing Department
1080 Yabutsuka, Chosei-mura, Chosei-gun, Chiba-ken, 299-4395, Japan
TEL: +81-475-32-6051, FAX: +81-475-32-2915